

ESPRESSO

SPRSO



**BRVILOR
BONAMAT**

Brewing
your coffee
SINCE 1948

Designed to stand out



Barista Black

Pastel Bloom

White Latte

The SPRSO is designed for spaces where coffee is part of the overall experience.

Where appearance matters just as much as performance.

With its compact footprint, distinctive design and carefully selected colours, the SPRSO fits naturally into modern interiors. From boardrooms to boutique hotels, it adds to the look and feel of the environment and is made to be seen.

Behind that design, you will find consistent, high-quality coffee and fresh milk beverages. Every cup is brewed with precision, while offering the flexibility to fine-tune taste to your own preference.

The SPRSO combines design, colour and coffee quality in one compact solution. A machine that not only fits your space, but elevates it.

- Stand-out design with a compact footprint
- Full control over taste, tailored to your preference
- Consistent, high-quality coffee in every cup



Designed for impact. Built for great coffee.

In many environments, coffee is more than a functional addition. It contributes to the atmosphere, supports the experience and reflects the level of quality people expect.

The SPRSO brings these elements together in a compact solution. It combines a strong visual presence with reliable performance, making it particularly suitable for smaller-scale environments where both appearance and coffee quality matter.

Its accessible positioning makes it a natural choice for settings with a more focused coffee demand. A machine that not only fits the space, but also meets expectations throughout the day.

A natural fit in any professional space

Available in carefully selected colours and a refined design, the SPRSO fits naturally into a variety of professional environments.

Whether you prefer a subtle look or a more distinctive presence, the SPRSO adapts to your style and enhances the overall look and feel of the space.



Coffee to your taste

With the SPRSO, coffee can be tailored to match your exact preferences. The integrated recipe editor gives you full control over strength, volume and extraction, allowing you to create a taste that suits your beans and your users.

This flexibility makes it easy to adapt the machine to different environments. A stronger coffee in the morning, a smoother profile later in the day, or a specific recipe that reflects your brand or concept.

By adjusting the settings, you get more out of your coffee. More consistency, more control and a result that matches expectations with every cup.



Full control, every cup size

You can easily choose between S, M or L. Behind that simplicity lies full flexibility. With the integrated recipe editor, you can adjust strength, volume and extraction to your preference. This allows you to create coffee recipes that match your taste, your beans and the moment of the day.



From mild to strong, your choice

With the coffee strength indicator using one, two or three beans, you can easily set the desired intensity. Choose a mild and approachable taste, a balanced cup or a more intense, full-bodied flavour. Selecting the highest setting also activates an intense option, extending the contact time by 10% for a richer result. This allows you to adjust every cup of coffee to your preference and the moment of the day.



Where decisions are made, coffee should match the standard.

In high-end meeting spaces, every detail matters. The SPRSO combines a strong visual presence with consistent coffee quality.



Coffee that completes the customer experience.

A welcoming addition to the showroom, combining design with reliable coffee quality.



Where precision matters, consistency in coffee makes the difference.

Reliable performance and consistent taste make the SPRSO a natural fit for professional environments.



A good stay starts with great coffee.

Fresh, high-quality coffee in a compact solution that fits naturally into any guest environment.

Fresh milk, perfectly integrated

To enjoy a wide range of coffee specialties with fresh milk, a milk cooler is required. The cooler features a compact design and keeps milk at a temperature between +1 °C and +7 °C, depending on the ambient conditions.

When combined with the milk cooler, it also serves milk-based drinks at the touch of a button.

Coffee specialties with fresh milk:

Caffè latte, cappuccino, cappuccino dark, latte macchiato, espresso macchiato and hot milk foam.



SPRSO

Features & Benefits

Compact footprint, easy to place

Designed to fit naturally into a wide range of environments without taking up unnecessary space.

Double outlet with adjustable height

The stylish outlet allows you to dispense two beverages simultaneously. Easily adjust the height to perfectly fit your favourite cup.

CIRCO brewer for consistent quality

Delivers reliable taste and extraction, cup after cup.

Recipe editor for full control

Adjust strength, volume and extraction to create coffee that matches your preferences.

Quality engineering

Made from sturdy high-quality materials such as stainless steel.



THE INNOVATIVE
CIRCO brewer



The innovative CIRCO brewer leverages intelligent design and advanced technology to redefine the coffee brewing experience. This unique rotational brewer is the answer to the growing demand for bean-to-cup vending machines. While its shape is unique and it is compact in size, it has a capacity of 6 to 18 grams of ground coffee.

The ingenious pump control of the brewer guarantees a constant extraction resulting in a delicious crema layer. Time and time again.

SPRSO

Accessories

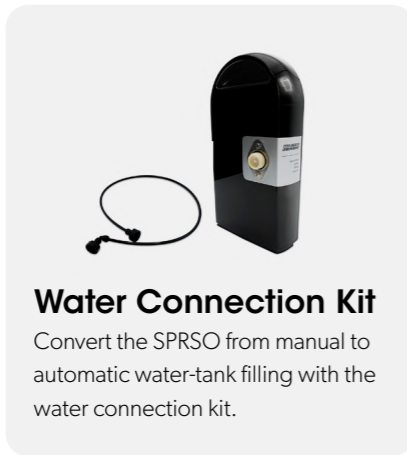
Included



Water Filter

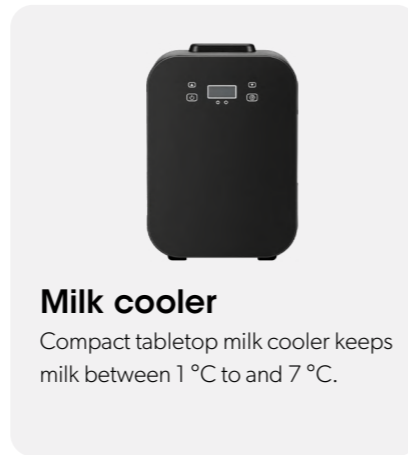
Reduces scale build-up for optimal coffee and consistent performance, with less maintenance.

Optional



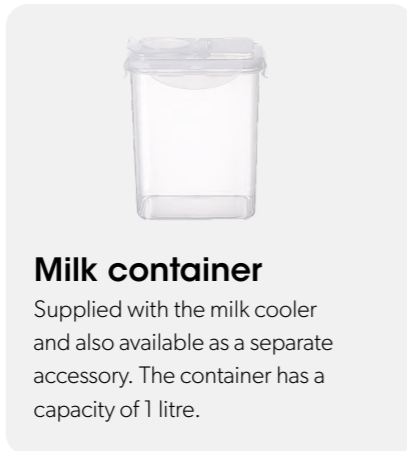
Water Connection Kit

Convert the SPRSO from manual to automatic water-tank filling with the water connection kit.



Milk cooler

Compact tabletop milk cooler keeps milk between 1 °C to and 7 °C.



Milk container

Supplied with the milk cooler and also available as a separate accessory. The container has a capacity of 1 litre.



Milk foamer

Heat and froth milk in a standalone milk-frother, suitable for all milk types. Stainless frother jug is dishwasher safe.

QUALITY & INNOVATION



Specifications

👤	Recommended number of cups	Up to 30 cups per day
📦	Capacity Bean Hopper	1 x 300 g
↕	Capacity Water Tank	2.2 litres
↕	Dispense height	80 - 115 mm (manually adjustable beverage outlet)
⚡	Rated power	220-240V~ 50/60Hz 1840W
↗	Dimensions (W x D x H)	215 x 440 x 420 mm
💧	Fixed water connection	Yes (optional)

Beverages

Ristretto, Espresso, Lungo, Americano & Hot Water

Fresh milk drinks*

Caffè latte, cappuccino, cappuccino dark, latte macchiato, espresso macchiato and hot milk foam.

*The SPRSO is equipped with a built-in milk frother. To keep the milk chilled, an external milk cooler is required.

Brewing your coffee

SINCE 1948

bravilor.com

Bravilor Bonamat BV

Pascalstraat 20

1704 RD Heerhugowaard

The Netherlands

V20.05/26

The contents of this brochure are subject to change. For the most up-to-date specifications, prices, and availability, please visit bravilor.com

**BRIVILOR
BONAMAT**